



## **Fitting Instructions**



Pic A & B - This is how the two fixing systems are used.





For the 2 small round light guards use fixing B and the 2 small nuts and bolts as shown in Pic 1.





For the 2 smaller rectangular light guards use fixings A & B as shown in Pic 2.

## **Fitting Instructions**



Pic A & B - This is how the two fixing systems are used.



For the 2 larger rectangular light guards use 2 of fixing B as shown in Pic 3 and 2 of fixing A as shown in Pic 4.

